

Make your Enterprise Resource
Planning (ERP) system more
Intelligent With
Bizintel360 ERP Data Analytics

www.bizdata360.com

info@bizdata360.com

[Request for Demo](#)



Make your ERP system more intelligent with Bizintel360 ERP Data Analytics Cloud

Every organization has some sort of backend administrative system related to Finance, Human Resource, Procurements, Projects, Revenue and Risk Management. Organizations prefer to buy packaged ERP (Enterprise Resource Planning) solutions like **Oracle e-Business Suite, SAP ERP, Baan, Workdays or Infor**. All these systems are data collection system or just transactions system, as data is entered by various departments to do transaction between various entities: suppliers, partners, customers and product items.

Organization invest millions and thousands of dollars to get ROI from such systems, but such system main focus is to just get rid of paper systems and automate certain workflows and provide basic reports to Finance and HR team.

Organization using such systems lacks control over business process, the main reason for this is:-

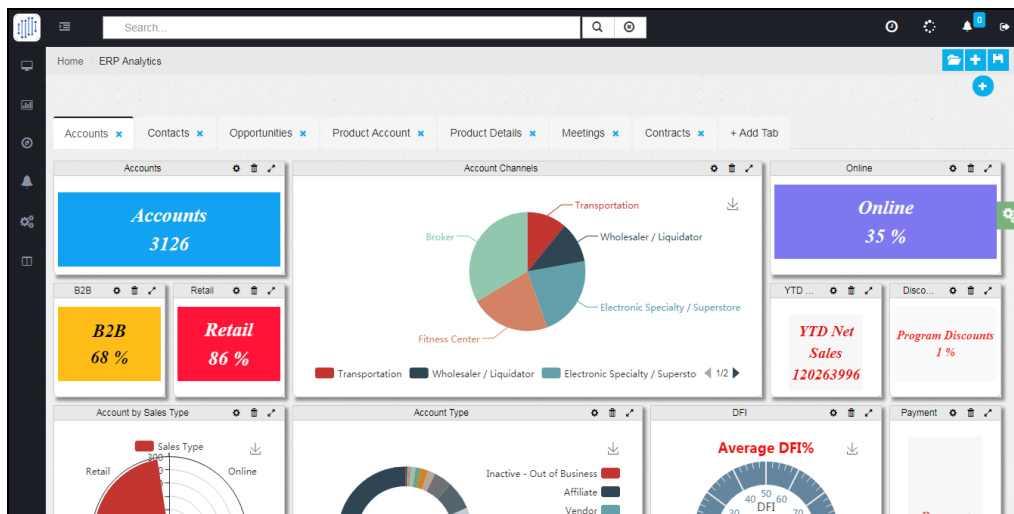
- Lack of visibility over business process in multiple departments, partners, suppliers and product items.
- No information and visibility on business problems at operational level on a daily basis, this slows down the overall activity and gives poor productivity at organization level
- No way to increase visibility into corporate spends as well as complete procure-to pay process
- No visibility on overdue account payable amounts to decide which suppliers must be paid first
- No way to identify overdue customer balances and increase cash flow
- No clue as how to increase project performance and profitability
- No understanding on impact of compensation on employee performance by correlating compensation with employee performance and turnover metrics.

- No way to identify, where the root cause of problem is and which transactional record in the ERP system is responsible for it.
- No relationship with multiple transactions by various departments and entities except for Master Data.

Above problems are not new and it is known to many and solution for such problem is to have a decision support system that helps organization to take timely and real-time decision. There are many decision support systems in the market that provide solutions in the form of **Analytics Dashboard, Performance Dashboard and Data Driven Dashboard**. But the truth is these systems are technology overhead.

Just to bring data from your ERP Application, you will need to invest heavily on technology systems like ETL (Extract Transform and Load), Datawarehouse, and Data Modeling tools like **OBIEE, Cognos, Business Objects, Microstrategy etc**. In order to solve above problem, organization are investing in tools and technology, but they are collapsing due to:-

- Dynamic business process : Forms, Attributes ,Objects and process needs to be re-engineered every now and then in ERP system, so data and meta data changes every now and then
- Immediate changes in reporting requirements by end users.
- Hard to find relevant business problems and relevant data from Analytics Reports
- Performance issues in Reporting Tools
- Charts and Dashboard collapse due to high volume of data
- Investment in consulting, to support technologies like ETL, Datawarehouse and Reports Development and take support of overall system
- Synthesize data due to ever growing volume of data from your ERP systems



Organizations need visibility through a system, which can solve their problems with lowest total cost of ownership (TCO).

Bizintel360 from Bizdata Inc. is the only solution available in market which reduces complexity to build powerful metrics driven Dashboards and Reports. Most importantly there is a search engine in every dashboard which empowers end users to interact and ask right questions to system which helps to take decisions in real-time from millions of transactional records.

Bizintel360 supports leading ERP solutions like Oracle e-Business Suite, Oracle ERP Cloud, SAP ERP, Baan, Infor and Workdays Cloud. No matter your data is residing in cloud or on-premises, Bizintel360 works in secured cloud zone via a VPN tunnel as well as in Public Zone.

In this whitepaper, we outlined the major solution that every organization should adopt. The Data sources of all these analytics solutions can be any ERP systems.

Financial Analytics

Bizintel360 Financial Analytics provides organization deeper and real time visibility to the users that drive revenue, profitability, cost and shareholders' value. It gives you visibility to your general ledger and P&L account. It give you 360 degree view on performance against budget and highlights how staffing cost, employee or supplier performance correlate with increased revenue and customer satisfaction.

Some of the highlights and business benefits of these solutions are:

- Optimize cash flow via a detailed and real time information on accounts receivable accounts payable and inventory analysis
- Improve cash collections by identifying slow-paying customers or billing issues and finally avoid delays in sales outstanding.
- Reduce time and effort in compiling, reconciling and consolidating data from various islands of financial systems. Empower your financial analyst to invest more time in analysis and making powerful decisions
- Improve financial performance and make more effective expense control through timely monitoring of expense details via alters and notifications
- Analyze and root cause detailed transactional level data to understand the factors that is driving revenue, cost and profitability across business units, products & services, geographic regions, sales territories, customers and distribution channels etc.

Project Management Analytics

Bizintel360 Project Management analytics solution gives complete visibility to Portfolio Manager, Project Manager and team members on complete lifecycle of a project that makes Project health positive in terms of budget, time, labor, resource and cost. This helps to improve Project performance and profitability.

This solution helps you to take right decision and identify

- Which are the most profitable projects, and how I can repeat those similar ones to drive more revenue
- Who are my profitable customers? so that we can satisfy them and cross sell more products and services
- What is the health of my Portfolio and projects in terms of cost, budget, labor, resource and time?
- How many projects at risk: Over Budget, Off Track, over allocated resource?
- How I will balance my resource and labor from one project to another?
- How do I make an OFF track project to ON track by resource balancing.
- Which project should I kill/Go based on various factors/dimensions?
- How my resources performing on my project?
- How should I do Real Time Earned value analysis by getting Cost Variance, Schedule Variance and Budget Variance?
- How much of funded project amount has been billed?

All above answers you can get in your finger tips by using a powerful search engine and click-through events on every charts and graphs using Bizintel360 Visualization.

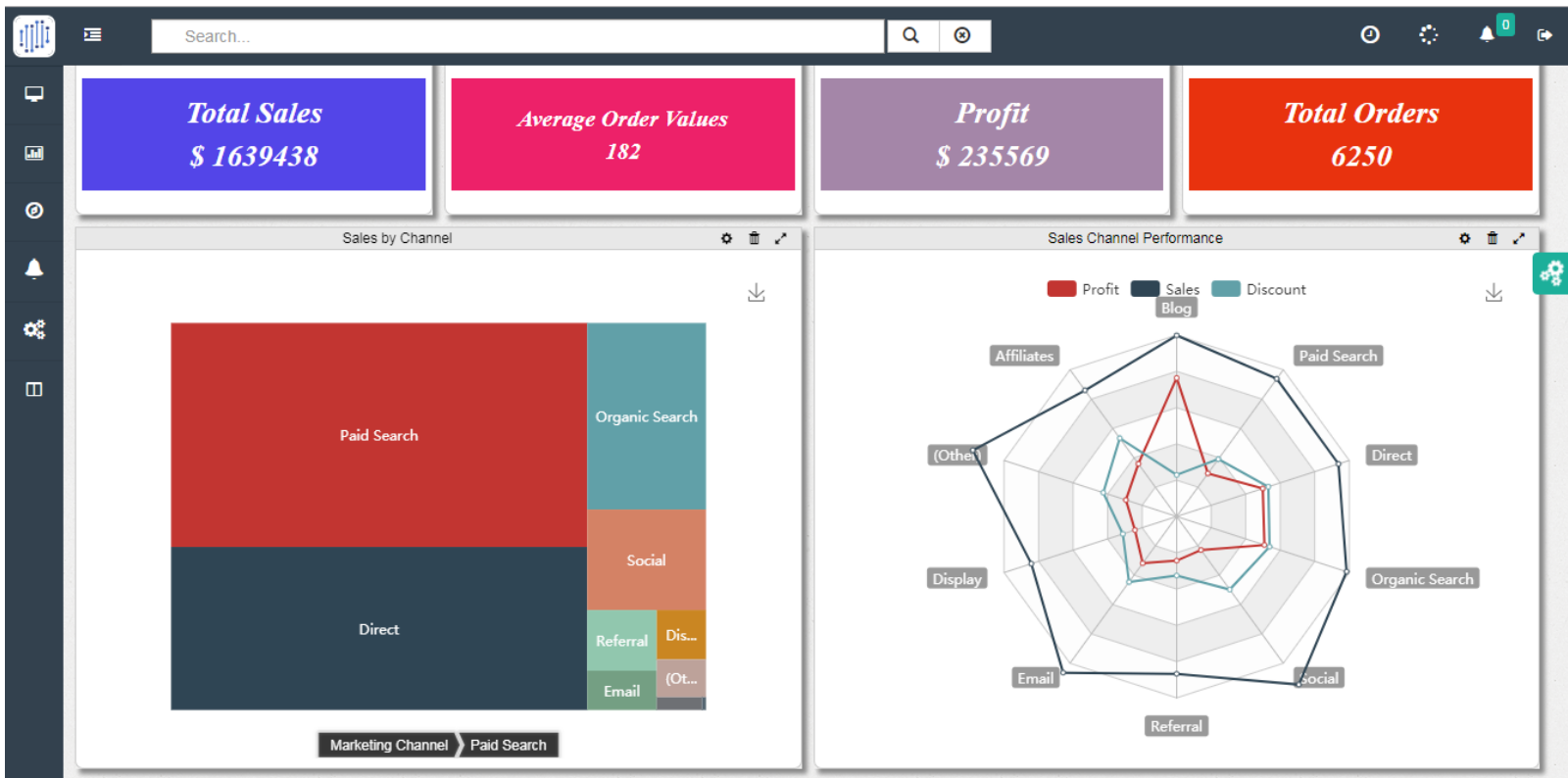
Procurement and Spend Analytics

Bizintel360 helps you to increase your visibility in corporate spending and complete procure-to-pay process. The solution gives you complete search analytics with visibility over Supplier performance, procurement performance, supplier payable trends and employee expenses. This helps organizations to reduce cost, improve profitability, increase employee and customer satisfaction and be ahead in competition. Below is the solution highlights:-

- Gives your organization visibility over direct and indirect spends by powerful search analytics. This helps users to

identify and realize the saving opportunities with the ability to analysis with interactive charts and graphs on

drilling down by commodities, suppliers, buying location,



Business units, cost centers, supplier locations, buyer’s behavior and contract terms and conditions with their usage

- Gives your organization complete visibility on the performance of supplier with ability to search the factors in terms of delivery performance, supplier price performance, product receipt quality, on-time payment ratings, payment activity, volumes and payments with Aging, Due and Overdue analysis
- Control, Monitor and optimize procurement effectiveness on a continuous and real time basis with Bizintel360 real-time streaming solution. Track unprocessed and unfulfilled requisitions and track PO input ratios
- Get a complete visibility and behaviors of an Employee spending by searching employee name in the dashboard? With visibility like approval cycle times, expenses by expense type, expense report status and how the money is related to expense and travel.

Human Resource Analytics

Globalization, work from home option for employee and flexible working hours these are some happening activities in

any organization. But these are the challenges that human resource management is facing apart from compensation, rewards and attrition rates. Organization needs to understand the complexities between staffing levels, competencies, compensations structures, workforce profile and other factors to maximize the return on human capital and make a better work place.

- Get visibility and in reporting and analysis in headcount, attrition, diversity and employee movement.
- Get visibility into global staffing, retentions, contingent labor usage and improved workforce performance by focusing on talent development.
- Monitor and measure in real time payroll cost, overtime spend and variable compensation. Analyze and compare employee compensation with performance, rewards and retain high performers with potential.
- Quantity the return on investment in HR and the workforce.
- By search engine analytics, measure the efficiency and effectiveness of the entire recruitment lifecycle with new hires, post hiring performance, retention percentage etc.

- Measure quality of hire, optimize candidate sourcing from various portals, analyze recruitment pipeline increase hire to retire efficiency and reduce time to fill vacancy
- Monitor planned vs unplanned absence events from employees, get insight into productivity and measure trends and expectations
- Measure and assess how learning programs affect employee performance and tenure.

Bizintel360 at a Glance

Bizintel360 is a self service Big Data analytics solution, crafted for business users to take faster decision at right time. The major features of Bizintel360 products are



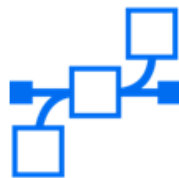
Powerful Search Engine



Auto relationship between source data



In-built time dimension



Connect with multiple data source



LIVE data streaming from varied data source

Bizintel360 is a self-service, big data analytics solution for all business users. With intuitive charts, graphs and Bizintel360's exclusive powerful search engine right inside Dashboard, users are able to obtain critical visibility into organizational data at extreme velocity.

Most company struggle to obtain timely and relevant product and services information. The explosion in both volume and complexity of varied data, which keeps expanding in the global environment, has become difficult to synthesize, consume and adopt. Bizintel360 enables business users to visualize and connect to data from various sources and expose critical trends, metrics, and insights without advanced technical aptitude.

KEY BUSINESS BENEFITS

- Reduce time in bringing data from source to dashboard
- Reduce development cost
- Reduce infrastructure cost
- Search enterprise, social and market data with powerful search engine
- Analysis with unstructured dataset
- Experience the power of data relationship with various data sources

INFORMATION TECHNOLOGY

- Reduce Total Cost of Ownership (TCO) and respond the changing needs on variety of data sources
- Integrate and make relationship with various data source enterprise and public
- Accelerate deployment with reduced cost and risk by leveraging pre-built dashboards, reports, KPIs and metrics

KEY FEATURE

- Powerful Search Engine
- Various types of Charts and Graphs
- Charts for Unstructured data analytics
- In built Time dimension
- Highly configurable reports and dashboard
- Can be integrated with any web pages or inside enterprise application
- Can be shared across organization via links
- Self service report development

Contact Us

For more information about Bizintel360 ERP Data Analytics, visit www.bizdata360.com or drop a mail to info@bizdata360.com

Copyright © 2016-2018, Bizintel Inc. and/or its affiliates. All rights reserved.

This document is provided for information purpose only and the contents hereof are subject to change without notice. This document is not warranted to be error-free, nor subject to any other warranties or conditions, whether expressed orally or implied in law, including implied warranties and conditions of merchantability or fitness for a particular purpose. We especially disclaim any liability with respect to this document and no contractual obligations are formed either directly or indirectly by this document. This document may not be reproduced or transmitted in any form or by any means, electronic or mechanical, for any purpose, without Bizintel prior written permission.

