



Make data work better through
Integrated Data Analytics across the Enterprise



About Bizdata Inc.

We help organizations with systems integration and advanced data analytics providing end to end visibility into business processes and easy access to critical business data in a fraction of the time of traditional means.

It offers two cloud-native, SaaS (Software as a service) based platforms

a) eZIntegrations: A low-code data integration platform that can integrate any system, database, application and conversation in your enterprise.

b) Bizintel360: A low-code advanced data analytics platform that can collect data from any source, store it in the data lake and visualize the data seamlessly.

What is Bizintel360?

It is a cloud-native, self-service advanced analytics decision support platform for Enterprise leaders and Business users.

It connects to any data source or system and helps in deriving insights and visualizations without any programming knowledge. Bizintel360 gives you the power to scale advanced analytics across the enterprise by enabling real-time data analytics for Field Sales, IoT streaming, Digital Marketing, Security Anomaly detection, Fraud and waste, and Risk Management.



Connect and visualize any data source and derive analysis in real-time.



Connect Different Data Sources of Different Formats



Enables Identification of Root Cause Problems



Reduce Cycle Time: Source to Target



Analytics Without Programming Knowledge



Real Time Data Refresh on The Go

Watch Bizintel360 Introduction



Why Bizintel360?

Traditionally, any advanced analytics initiative in an organization needed three layers of technology; one for ETL, one for Data Warehouse or Data Lake, and one for Visualization or Reporting. All of these technologies require different software tools and skilled resources, making advanced analytics projects complex and prone to failure. Bizdata addresses these challenges through its cutting-edge proprietary Data Analytics platform with Data transportation (ETL), Data Warehouse, and Visualization, all three rolled into one single platform. Additionally, all three layers are self-serviced which makes data collection, transformation, and visualization easy.

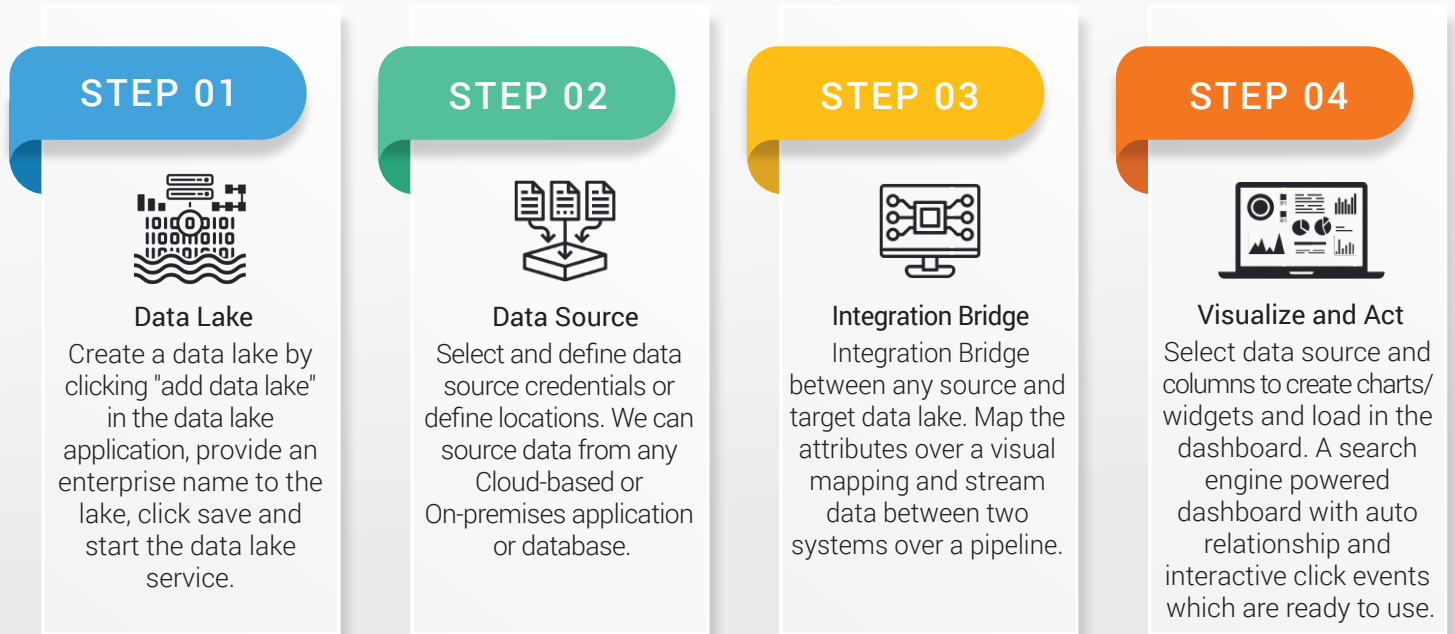


How does it work?

Implement Advanced Analytics in Four Easy Steps

Data Source to Visualization with Metrics, KPIs, Search Engine, and Data Relationship

Connect Data Source of any format, stream data in real time or defined frequency to Data Lake and visualize them in Advanced Interactive Search Engine based Dashboards.



Unique Aspects

Bizintel360 is secure and helps the data analysts' team by mechanizing the tedious ETL process of cleaning, transforming raw data, insight generation, and how people perceive data. Easy to deploy - No traditional technology is required to see data in various visualization. Formats Roll up, slice and dice data with various mathematical computation right inside the Bizintel360 visualization



No ETL investment required - Enables low-code data ingestion and connects data source of any format.



No Data Warehouse Needed - Stream data in real-time or defined frequency to Data Lake



No Data Model required. Rapid speed during the visualization of charts and graphs is rapid with almost no technology overhead and no more investment in those complex technologies.



Easy Deployment and powers ease of use - Visualize them in Advanced Interactive dashboard



One platform for Business and IT users, it has visual mapping for business objects to acquire data from a source and drag and drop visualizations with add on Search Engine capability within the platform to locate insights and explore information easily.

Bizintel360 Features

It is a Cloud-based, self-service big data analytics solution for Enterprise leaders and decision makers.

It can perform descriptive Descriptive, predictive and prescriptive analytics in a single platform with the power of search engine and advanced visualization.

AI/ Machine Learning- Supports Machine Learning and advanced Deep learning.

Enterprise Social Collaboration- Users can take collaborative decision remotely for charts/graphs and widgets by creating topics to discuss on charts, trends, and anomaly.

Widgets and Reporting- More than 70 visualization types for various insights and business needs.

Powerful Search Engine- helps locate the needed information within the platform without any hassle

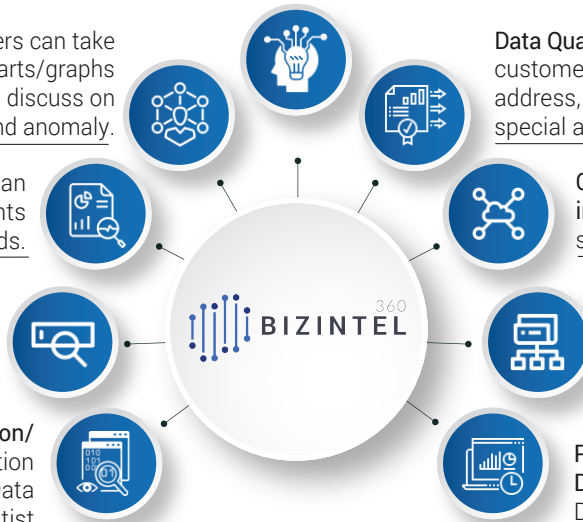
Bird's Eye View on Lake: Data Exploration/ Data Discovery- Bizintel360 Visualization comes with unique "Data Discovery" or a Data Exploration that helps citizen data scientist and business users to quickly glance through the sample dataset.

Data Quality and Data Enrichment- Detects duplicate customer, wrong PIN/ ZIP Code, Phone number and address, missing First Name or Last Name, missing special attributes during the quality check of data.

Connect Multiple Data Sources and Formats in a hybrid multi- cloud environment. Built to scale horizontally.

Creates Auto Relationship Between Source Data- Makes the relationship between customers, suppliers, products, suppliers, partners or any keywords.

Powers LIVE Data Streaming from Varied Data Sources to visualization- Refresh the Dashboard data every second or every 5 second to get real time visibility into business processes and transactions.



Bizintel360 Applications

Digital Marketing Analytics

Monitor, measure and improve digital marketing campaigns and online sales. Search and analyze from various digital marketing platforms in a single dashboard.

Dealer Analytics

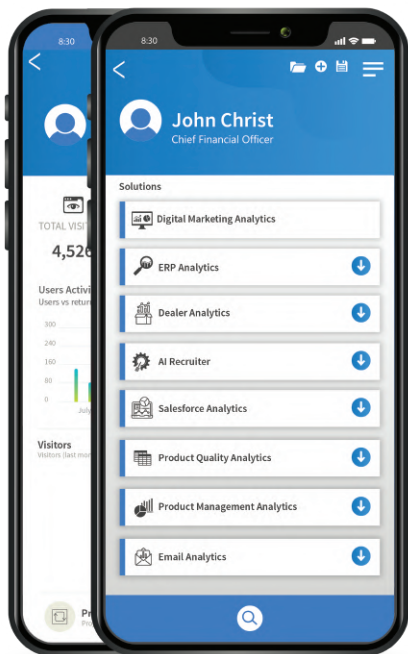
Get real-time information regarding stock in hand; forecast product categories across regions by dealers. Understand the end customer persona and sentiments

Product Quality Analytics

Identify the root cause of problems in quality events. Customer and non-conformance report across the supply chain. Take corrective action on compliance, suppliers, designs, and manufacturing.

Email Analytics

Bizintel360 reads your sales, support, customer care, recruitment and feedback emails and provides real-time insights and alerts on critical emails.



ERP Analytics

Connect any ERP, be it on-premise or cloud and get real-time insights on the process from finance, projects, procurement, and human resource.

Salesforce Analytics

Discover opportunities and execute campaigns efficiently. Manage sales effectively and turn your Salesforce data into a tool to make customers happy.

Product Management Analytics Select the best ideas from various sources, identify bottlenecks in innovation right from ideas, concepts, portfolio, design, development, marketing, sales and support, and improve TTM.

AI Recruiter

Select the best candidate from thousands of resumes in real time based on location, salary, work status, work experience and project relevancy using our analytics platform.

Watch Bizintel360 Demo





www.bizdata360.com



info@bizdata360.com | +1. 650. 283. 1644

This document is provided for information purpose only and the contents hereof are subject to change without notice. This document is not warranted to be error-free, nor subject to any other warranties or conditions, whether expressed orally or implied in law, including implied warranties and conditions of merchantability or fitness for a particular purpose. We especially disclaim any liability with respect to this document and no contractual obligations are formed either directly or indirectly by this document. This document may not be reproduced or transmitted in any form or by any means, electronic or mechanical, for any purpose, without Bizdata prior written permission.